



# Individual Report for HNRS-110-022-Research and Inquiry (Amy Crockett)

Project Title: **Student Evaluations of Teaching - Fall 2020**

Survey Audience: **19**

Responses Received: **5**

Response Ratio: **26.32%**

---

## Report Comments

Student evaluations of teaching provide critical feedback to instructors that can be used to adjust and improve the class experience.

This information is also evaluated as part of performance reviews.

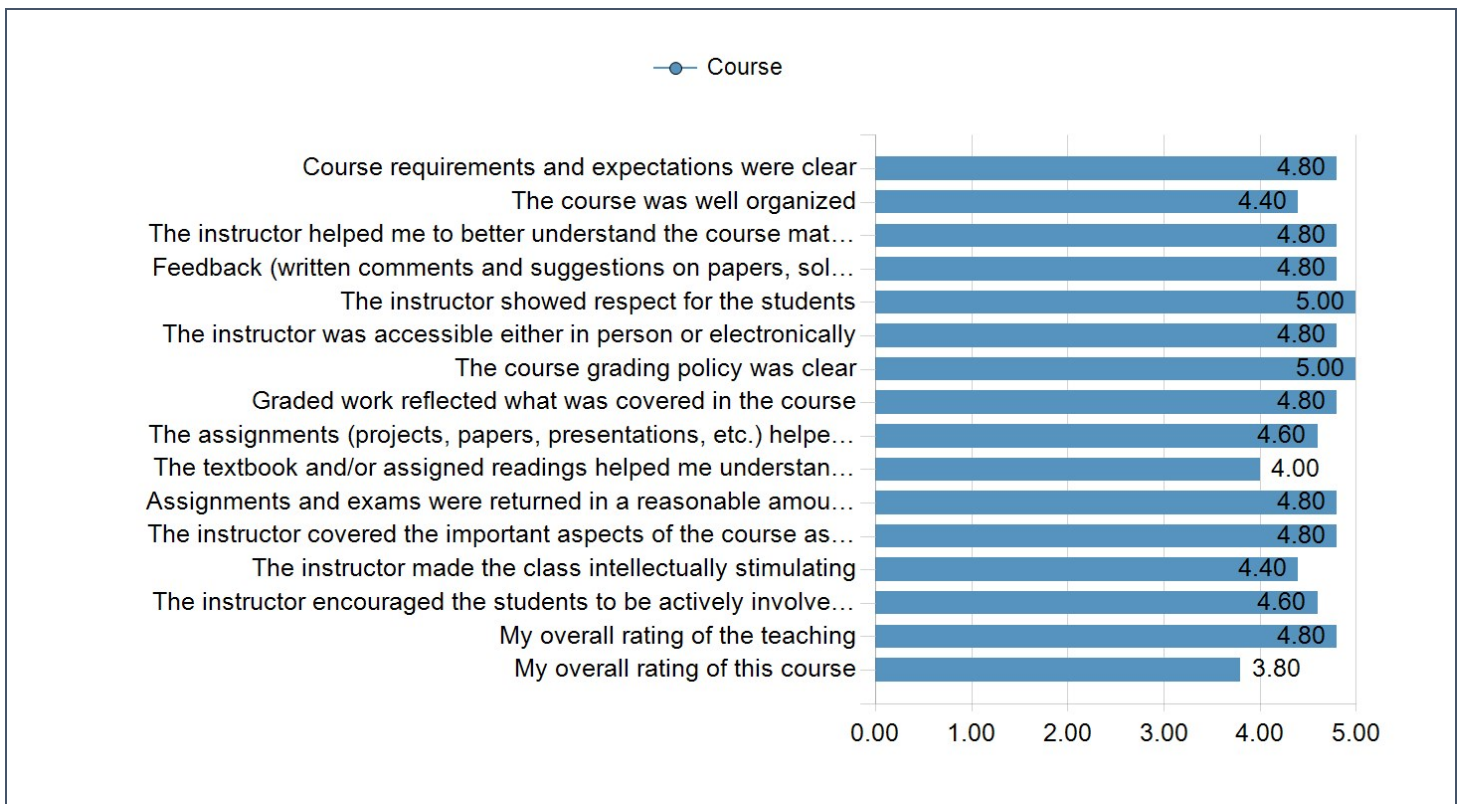
You are encouraged to review this information to learn more about the student perspective and experience.

If you have any questions about the process or how to interpret this information, please contact the Office of Institutional Effectiveness and Planning at [oiiep@gmu.edu](mailto:oiiep@gmu.edu).

---

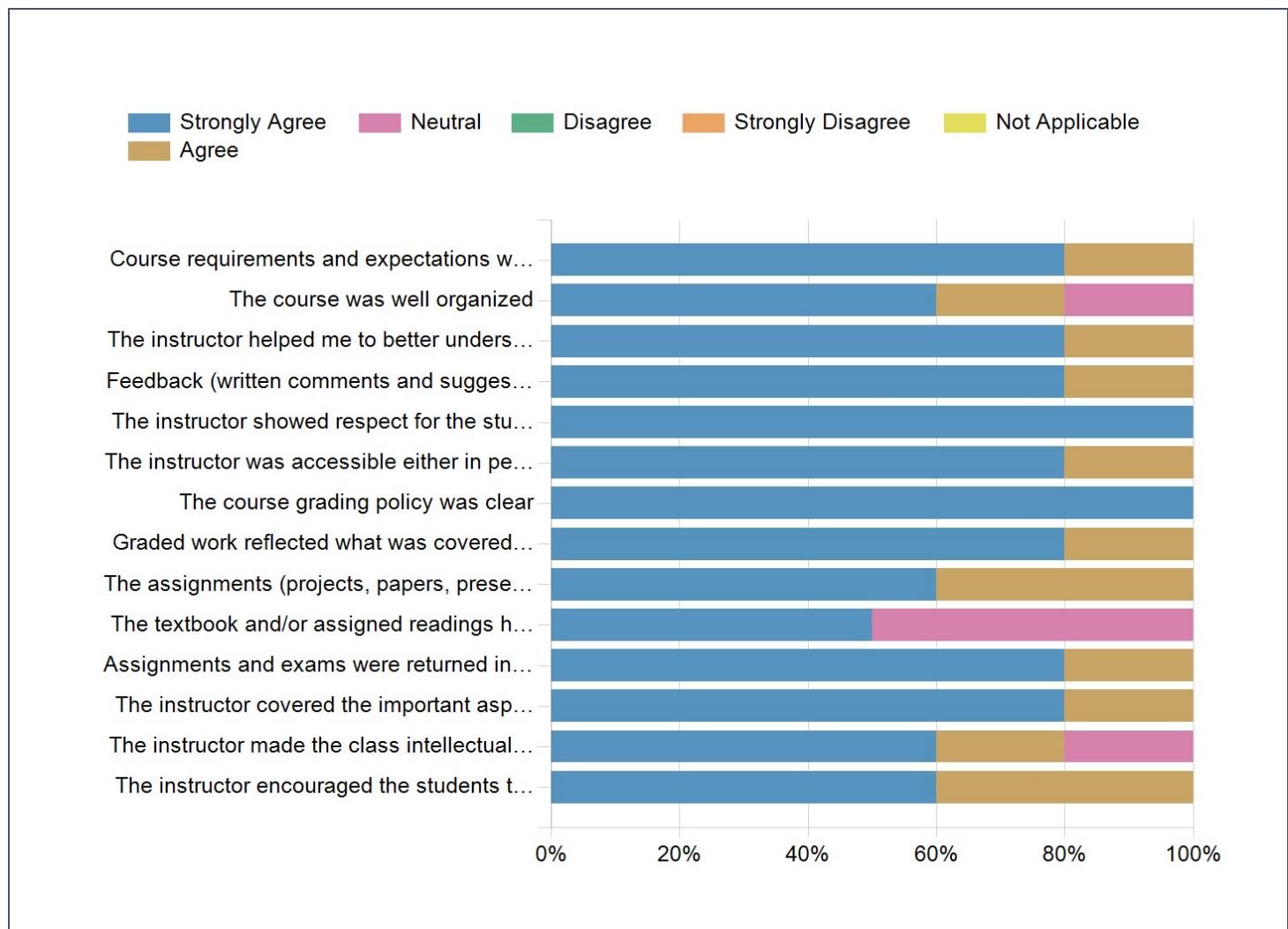
Creation Date: **Friday, March 12, 2021**

Raters	Students
Responded	5
Invited	19
Response Ratio	26.32%

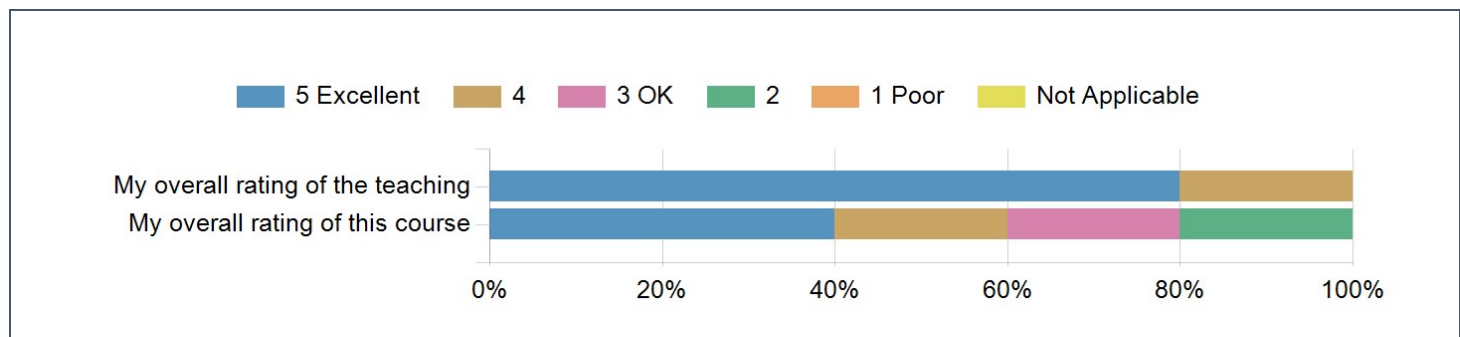


Competency	Course	Standard Deviation	Min	Max
Course requirements and expectations were clear	4.80	+/-0.45	4.00	5.00
The course was well organized	4.40	+/-0.89	3.00	5.00
The instructor helped me to better understand the course material	4.80	+/-0.45	4.00	5.00
Feedback (written comments and suggestions on papers, solutions provided, class discussion, etc.) was helpful	4.80	+/-0.45	4.00	5.00
The instructor showed respect for the students	5.00	+/-0.00	5.00	5.00
The instructor was accessible either in person or electronically	4.80	+/-0.45	4.00	5.00
The course grading policy was clear	5.00	+/-0.00	5.00	5.00
Graded work reflected what was covered in the course	4.80	+/-0.45	4.00	5.00
The assignments (projects, papers, presentations, etc.) helped me learn the material	4.60	+/-0.55	4.00	5.00
The textbook and/or assigned readings helped me understand the material	4.00	+/-1.41	3.00	5.00
Assignments and exams were returned in a reasonable amount of time	4.80	+/-0.45	4.00	5.00
The instructor covered the important aspects of the course as outlined in the syllabus	4.80	+/-0.45	4.00	5.00
The instructor made the class intellectually stimulating	4.40	+/-0.89	3.00	5.00
The instructor encouraged the students to be actively involved in the material through discussion, assignments, and other activities	4.60	+/-0.55	4.00	5.00
My overall rating of the teaching	4.80	+/-0.45	4.00	5.00
My overall rating of this course	3.80	+/-1.30	2.00	5.00

## Student Evaluations of Teaching (Q1-Q14)



## My overall rating (Q15-Q16)



Top Questions		
1	The instructor showed respect for the students	5.00
2	The course grading policy was clear	5.00
3	Course requirements and expectations were clear	4.80
Lowest Questions		
1	My overall rating of this course	3.80
2	The textbook and/or assigned readings helped me understand the material	4.00
3	The course was well organized	4.40

## Student Evaluations of Teaching (Q1-Q16)

Question	Course				Department (Honors College)				School (University (Provost))			
	Response Count	Mean	Min	Max	Response Count	Mean	Min	Max	Response Count	Mean	Min	Max
Course requirements and expectations were clear	5	4.80	4.00	5.00	853	4.39	1.00	5.00	1426	4.50	1.00	5.00
The course was well organized	5	4.40	3.00	5.00	853	4.34	1.00	5.00	1425	4.42	1.00	5.00
The instructor helped me to better understand the course material	5	4.80	4.00	5.00	777	4.44	1.00	5.00	1347	4.50	1.00	5.00
Feedback (written comments and suggestions on papers, solutions provided, class discussion, etc.) was helpful	5	4.80	4.00	5.00	749	4.36	1.00	5.00	1308	4.43	1.00	5.00
The instructor showed respect for the students	5	5.00	5.00	5.00	822	4.70	1.00	5.00	1394	4.74	1.00	5.00
The instructor was accessible either in person or electronically	5	4.80	4.00	5.00	815	4.58	1.00	5.00	1384	4.62	1.00	5.00
The course grading policy was clear	5	5.00	5.00	5.00	835	4.25	1.00	5.00	1406	4.39	1.00	5.00
Graded work reflected what was covered in the course	5	4.80	4.00	5.00	788	4.50	1.00	5.00	1355	4.55	1.00	5.00
The assignments (projects, papers, presentations, etc.) helped me learn the material	5	4.60	4.00	5.00	779	4.40	1.00	5.00	1338	4.43	1.00	5.00
The textbook and/or assigned readings helped me understand the material	2	4.00	3.00	5.00	638	4.33	1.00	5.00	1073	4.33	1.00	5.00
Assignments and exams were returned in a reasonable amount of time	5	4.80	4.00	5.00	741	4.24	1.00	5.00	1292	4.30	1.00	5.00
The instructor covered the important aspects of the course as outlined in the syllabus	5	4.80	4.00	5.00	773	4.56	1.00	5.00	1343	4.59	1.00	5.00
The instructor made the class intellectually stimulating	5	4.40	3.00	5.00	797	4.38	1.00	5.00	1367	4.44	1.00	5.00
The instructor encouraged the students to be actively involved in the material through discussion, assignments, and other activities	5	4.60	4.00	5.00	813	4.60	1.00	5.00	1383	4.66	1.00	5.00

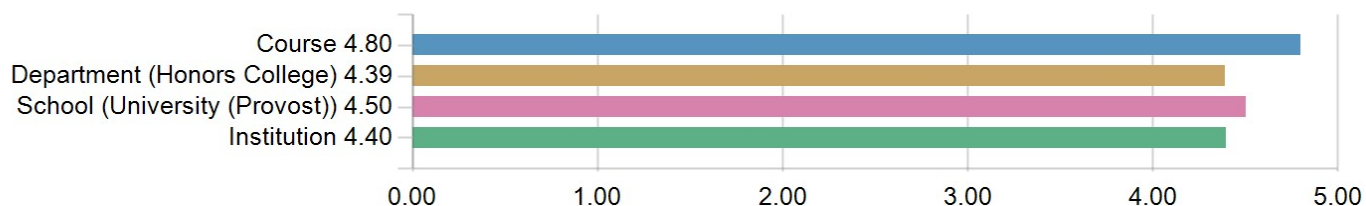
Question	Course				Department (Honors College)				School (University (Provost))			
	Response Count	Mean	Min	Max	Response Count	Mean	Min	Max	Response Count	Mean	Min	Max
My overall rating of the teaching	5	4.80	4.00	5.00	858	4.45	1.00	5.00	1429	4.53	1.00	5.00
My overall rating of this course	5	3.80	2.00	5.00	857	4.24	1.00	5.00	1430	4.37	1.00	5.00

# Student Evaluations of Teaching (Q1-Q16) (continued)

Question	Institution			
	Response Count	Mean	Min	Max
Course requirements and expectations were clear	54516	4.40	1.00	5.00
The course was well organized	54683	4.30	1.00	5.00
The instructor helped me to better understand the course material	54240	4.23	1.00	5.00
Feedback (written comments and suggestions on papers, solutions provided, class discussion, etc.) was helpful	52699	4.17	1.00	5.00
The instructor showed respect for the students	54122	4.61	1.00	5.00
The instructor was accessible either in person or electronically	53950	4.46	1.00	5.00
The course grading policy was clear	54387	4.38	1.00	5.00
Graded work reflected what was covered in the course	53795	4.42	1.00	5.00
The assignments (projects, papers, presentations, etc.) helped me learn the material	53437	4.30	1.00	5.00
The textbook and/or assigned readings helped me understand the material	51290	4.21	1.00	5.00
Assignments and exams were returned in a reasonable amount of time	53002	4.29	1.00	5.00
The instructor covered the important aspects of the course as outlined in the syllabus	54154	4.46	1.00	5.00
The instructor made the class intellectually stimulating	53950	4.16	1.00	5.00
The instructor encouraged the students to be actively involved in the material through discussion, assignments, and other activities	53494	4.34	1.00	5.00
My overall rating of the teaching	54693	4.29	1.00	5.00
My overall rating of this course	54737	4.16	1.00	5.00

## Student Evaluations of Teaching (Q1-Q16) - Chart

### 1. Course requirements and expectations were clear



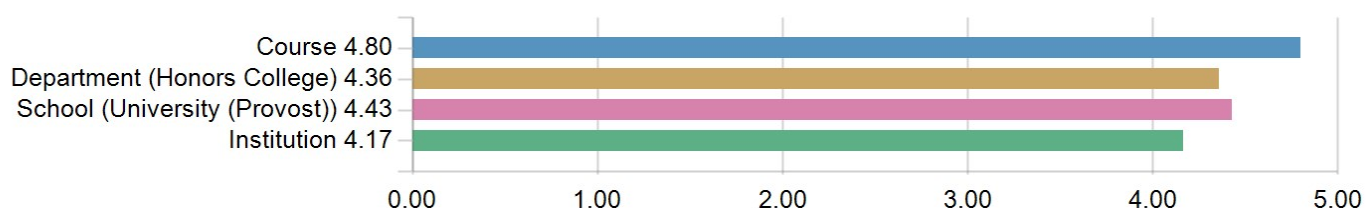
### 2. The course was well organized



### 3. The instructor helped me to better understand the course material



### 4. Feedback (written comments and suggestions on papers, solutions provided, class discussion, etc.) was helpful



### 5. The instructor showed respect for the students



### 6. The instructor was accessible either in person or electronically



#### 7. The course grading policy was clear



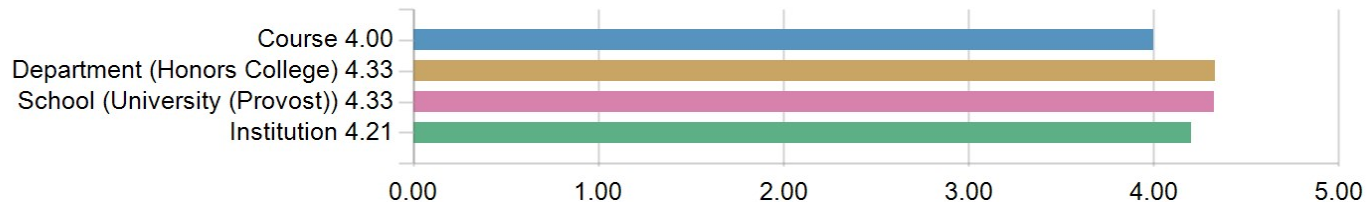
#### 8. Graded work reflected what was covered in the course



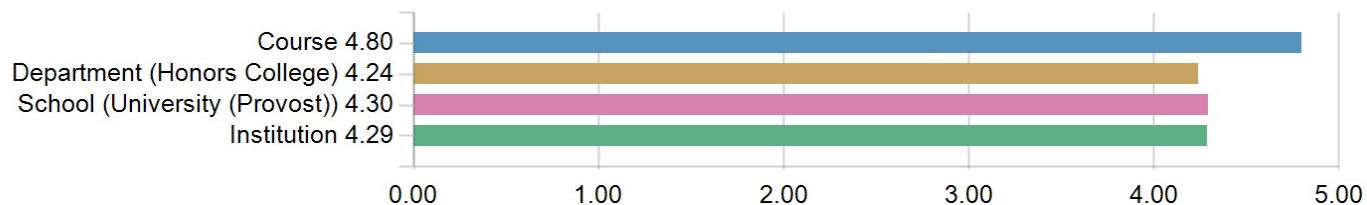
#### 9. The assignments (projects, papers, presentations, etc.) helped me learn the material



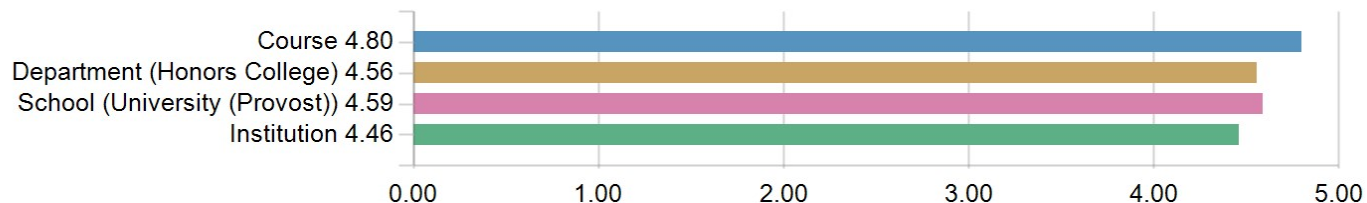
#### 10. The textbook and/or assigned readings helped me understand the material



#### 11. Assignments and exams were returned in a reasonable amount of time



#### 12. The instructor covered the important aspects of the course as outlined in the syllabus





### 13. The instructor made the class intellectually stimulating



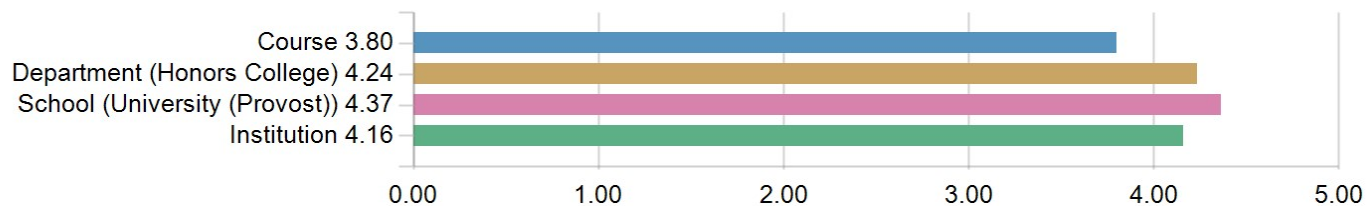
### 14. The instructor encouraged the students to be actively involved in the material through discussion, assignments, and other activities



### 15. My overall rating of the teaching



### 16. My overall rating of this course



## Student Evaluations of Teaching (Q1-Q16)

	Mean	Median	Min	Max	25th Percentile	50th Percentile	75th Percentile	Resp
Course requirements and expectations were clear	4.80	5.00	4.00	5.00	4.50	5.00	5.00	5
The course was well organized	4.40	5.00	3.00	5.00	3.50	5.00	5.00	5
The instructor helped me to better understand the course material	4.80	5.00	4.00	5.00	4.50	5.00	5.00	5
Feedback (written comments and suggestions on papers, solutions provided, class discussion, etc.) was helpful	4.80	5.00	4.00	5.00	4.50	5.00	5.00	5
The instructor showed respect for the students	5.00	5.00	5.00	5.00	5.00	5.00	5.00	5
The instructor was accessible either in person or electronically	4.80	5.00	4.00	5.00	4.50	5.00	5.00	5
The course grading policy was clear	5.00	5.00	5.00	5.00	5.00	5.00	5.00	5
Graded work reflected what was covered in the course	4.80	5.00	4.00	5.00	4.50	5.00	5.00	5
The assignments (projects, papers, presentations, etc.) helped me learn the material	4.60	5.00	4.00	5.00	4.00	5.00	5.00	5
The textbook and/or assigned readings helped me understand the material	4.00	4.00	3.00	5.00	N/A	4.00	N/A	2
Assignments and exams were returned in a reasonable amount of time	4.80	5.00	4.00	5.00	4.50	5.00	5.00	5
The instructor covered the important aspects of the course as outlined in the syllabus	4.80	5.00	4.00	5.00	4.50	5.00	5.00	5
The instructor made the class intellectually stimulating	4.40	5.00	3.00	5.00	3.50	5.00	5.00	5
The instructor encouraged the students to be actively involved in the material through discussion, assignments, and other activities	4.60	5.00	4.00	5.00	4.00	5.00	5.00	5
My overall rating of the teaching	4.80	5.00	4.00	5.00	4.50	5.00	5.00	5
My overall rating of this course	3.80	4.00	2.00	5.00	2.50	4.00	5.00	5

## Student Evaluations of Teaching (Q1-Q16)

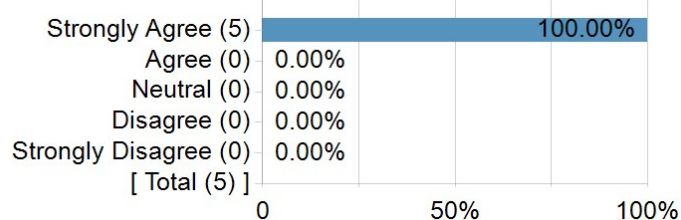
Competency Statistics		Value
Mean		4.64
Median		5.00

1. Course requirements and expectations were clear									
<div><div><div>Strongly Agree (4)</div><div>Agree (1)</div><div>Neutral (0)</div><div>Disagree (0)</div><div>Strongly Disagree (0)</div><div>[ Total (5) ]</div></div><div><div><div>80.00%</div><div>20.00%</div><div>0.00%</div><div>0.00%</div><div>0.00%</div></div></div></div>									
<table><tr><th>Statistics</th><th>Value</th></tr><tr><td>Response Count</td><td>5</td></tr><tr><td>Mean</td><td>4.80</td></tr><tr><td>Median</td><td>5.00</td></tr></table>		Statistics	Value	Response Count	5	Mean	4.80	Median	5.00
Statistics	Value								
Response Count	5								
Mean	4.80								
Median	5.00								

2. The course was well organized									
<div><div><div>Strongly Agree (3)</div><div>Agree (1)</div><div>Neutral (1)</div><div>Disagree (0)</div><div>Strongly Disagree (0)</div><div>[ Total (5) ]</div></div><div><div><div>60.00%</div><div>20.00%</div><div>20.00%</div><div>0.00%</div><div>0.00%</div></div></div></div>									
<table><tr><th>Statistics</th><th>Value</th></tr><tr><td>Response Count</td><td>5</td></tr><tr><td>Mean</td><td>4.40</td></tr><tr><td>Median</td><td>5.00</td></tr></table>		Statistics	Value	Response Count	5	Mean	4.40	Median	5.00
Statistics	Value								
Response Count	5								
Mean	4.40								
Median	5.00								

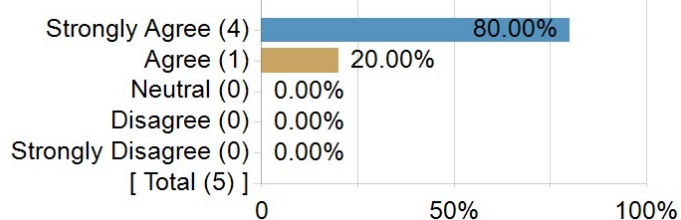
| | 3. The instructor helped me to better understand the course material   |       |            |       |                |   |      |      |        |      | |--|-------|------------|-------|----------------|---|------|------|--------|------| | <div><div><div>Strongly Agree (4)</div><div>Agree (1)</div><div>Neutral (0)</div><div>Disagree (0)</div><div>Strongly Disagree (0)</div><div>[ Total (5) ]</div></div><div><div><div>80.00%</div><div>20.00%</div><div>0.00%</div><div>0.00%</div><div>0.00%</div></div></div></div> |       |            |       |                |   |      |      |        |      | | <table><tr><th>Statistics</th><th>Value</th></tr><tr><td>Response Count</td><td>5</td></tr><tr><td>Mean</td><td>4.80</td></tr><tr><td>Median</td><td>5.00</td></tr></table>  |       | Statistics | Value | Response Count | 5 | Mean | 4.80 | Median | 5.00 | | Statistics   | Value |            |       |                |   |      |      |        |      | | Response Count   | 5     |            |       |                |   |      |      |        |      | | Mean   | 4.80  |            |       |                |   |      |      |        |      | | Median   | 5.00  |            |       |                |   |      |      |        |      | | | 4. Feedback (written comments and suggestions on papers, solutions provided, class discussion, etc.) was helpful   |       |            |       |                |   |      |      |        |      | |--|-------|------------|-------|----------------|---|------|------|--------|------| | <div><div><div>Strongly Agree (4)</div><div>Agree (1)</div><div>Neutral (0)</div><div>Disagree (0)</div><div>Strongly Disagree (0)</div><div>[ Total (5) ]</div></div><div><div><div>80.00%</div><div>20.00%</div><div>0.00%</div><div>0.00%</div><div>0.00%</div></div></div></div> |       |            |       |                |   |      |      |        |      | | <table><tr><th>Statistics</th><th>Value</th></tr><tr><td>Response Count</td><td>5</td></tr><tr><td>Mean</td><td>4.80</td></tr><tr><td>Median</td><td>5.00</td></tr></table>  |       | Statistics | Value | Response Count | 5 | Mean | 4.80 | Median | 5.00 | | Statistics   | Value |            |       |                |   |      |      |        |      | | Response Count   | 5     |            |       |                |   |      |      |        |      | | Mean   | 4.80  |            |       |                |   |      |      |        |      | | Median   | 5.00  |            |       |                |   |      |      |        |      | |
| | 5. The instructor showed respect for the students  |       |            |       |                |   |      |      |        |      | |--|-------|------------|-------|----------------|---|------|------|--------|------| | <div><div><div>Strongly Agree (5)</div><div>Agree (0)</div><div>Neutral (0)</div><div>Disagree (0)</div><div>Strongly Disagree (0)</div><div>[ Total (5) ]</div></div><div><div><div>100.00%</div><div>0.00%</div><div>0.00%</div><div>0.00%</div><div>0.00%</div></div></div></div> |       |            |       |                |   |      |      |        |      | | <table><tr><th>Statistics</th><th>Value</th></tr><tr><td>Response Count</td><td>5</td></tr><tr><td>Mean</td><td>5.00</td></tr><tr><td>Median</td><td>5.00</td></tr></table>  |       | Statistics | Value | Response Count | 5 | Mean | 5.00 | Median | 5.00 | | Statistics   | Value |            |       |                |   |      |      |        |      | | Response Count   | 5     |            |       |                |   |      |      |        |      | | Mean   | 5.00  |            |       |                |   |      |      |        |      | | Median   | 5.00  |            |       |                |   |      |      |        |      | | | 6. The instructor was accessible either in person or electronically  |       |            |       |                |   |      |      |        |      | |--|-------|------------|-------|----------------|---|------|------|--------|------| | <div><div><div>Strongly Agree (4)</div><div>Agree (1)</div><div>Neutral (0)</div><div>Disagree (0)</div><div>Strongly Disagree (0)</div><div>[ Total (5) ]</div></div><div><div><div>80.00%</div><div>20.00%</div><div>0.00%</div><div>0.00%</div><div>0.00%</div></div></div></div> |       |            |       |                |   |      |      |        |      | | <table><tr><th>Statistics</th><th>Value</th></tr><tr><td>Response Count</td><td>5</td></tr><tr><td>Mean</td><td>4.80</td></tr><tr><td>Median</td><td>5.00</td></tr></table>  |       | Statistics | Value | Response Count | 5 | Mean | 4.80 | Median | 5.00 | | Statistics   | Value |            |       |                |   |      |      |        |      | | Response Count   | 5     |            |       |                |   |      |      |        |      | | Mean   | 4.80  |            |       |                |   |      |      |        |      | | Median   | 5.00  |            |       |                |   |      |      |        |      | |

### 7. The course grading policy was clear



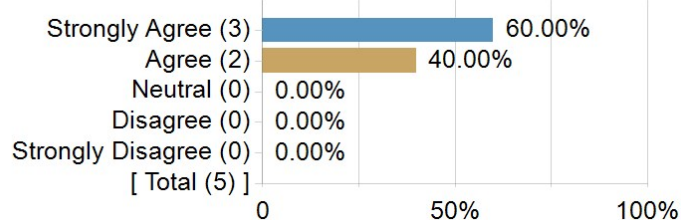
Statistics	Value
Response Count	5
Mean	5.00
Median	5.00

### 8. Graded work reflected what was covered in the course



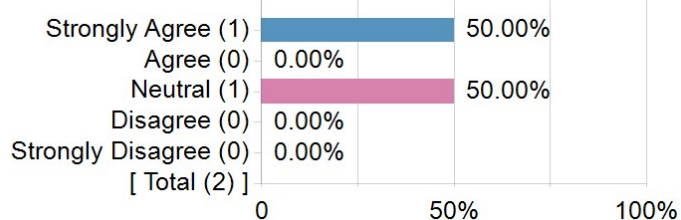
Statistics	Value
Response Count	5
Mean	4.80
Median	5.00

### 9. The assignments (projects, papers, presentations, etc.) helped me learn the material



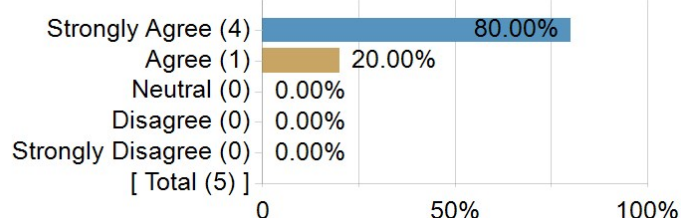
Statistics	Value
Response Count	5
Mean	4.60
Median	5.00

### 10. The textbook and/or assigned readings helped me understand the material



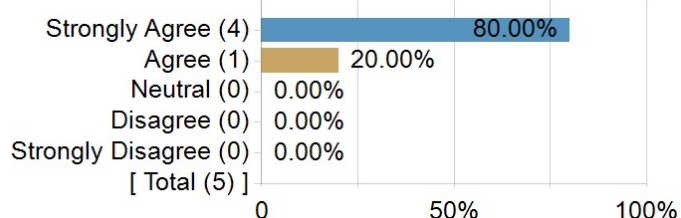
Statistics	Value
Response Count	2
Mean	4.00
Median	4.00

### 11. Assignments and exams were returned in a reasonable amount of time



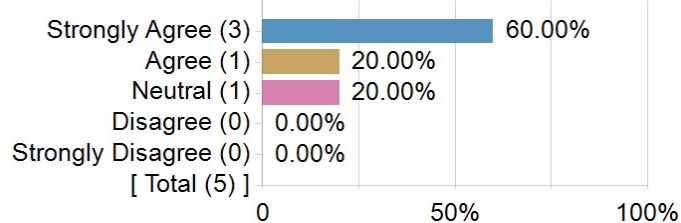
Statistics	Value
Response Count	5
Mean	4.80
Median	5.00

### 12. The instructor covered the important aspects of the course as outlined in the syllabus



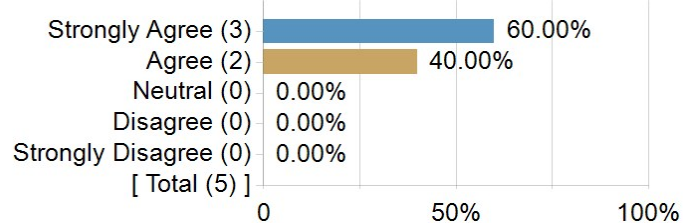
Statistics	Value
Response Count	5
Mean	4.80
Median	5.00

### 13. The instructor made the class intellectually stimulating



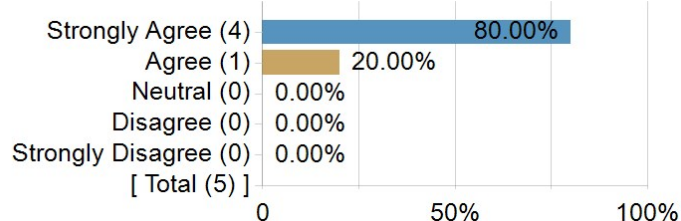
Statistics	Value
Response Count	5
Mean	4.40
Median	5.00

### 14. The instructor encouraged the students to be actively involved in the material through discussion, assignments, and other activities



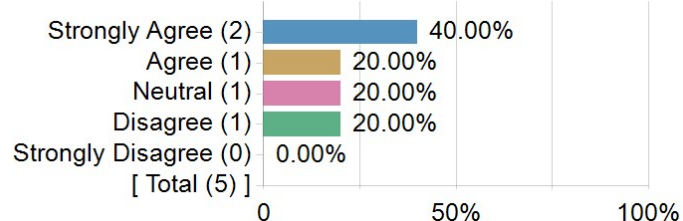
Statistics	Value
Response Count	5
Mean	4.60
Median	5.00

### 15. My overall rating of the teaching



Statistics	Value
Response Count	5
Mean	4.80
Median	5.00

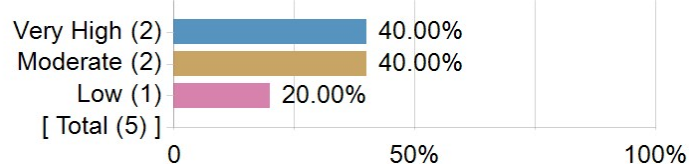
### 16. My overall rating of this course



Statistics	Value
Response Count	5
Mean	3.80
Median	4.00

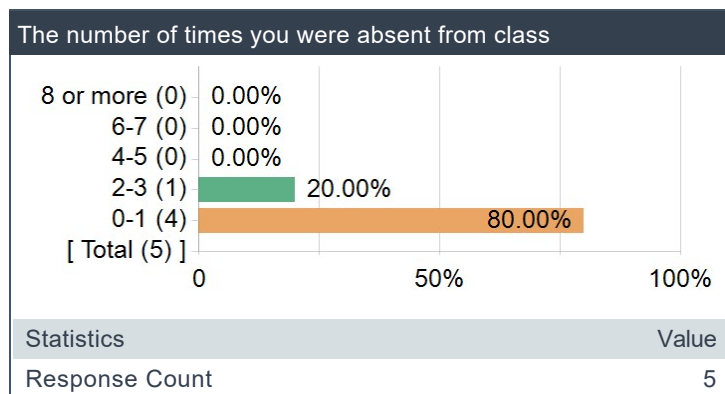
## The amount of effort you put into the course

### The amount of effort you put into the course

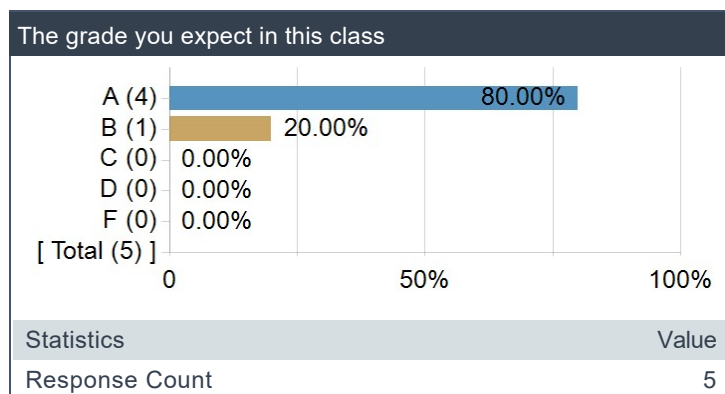


Statistics	Value
Response Count	5

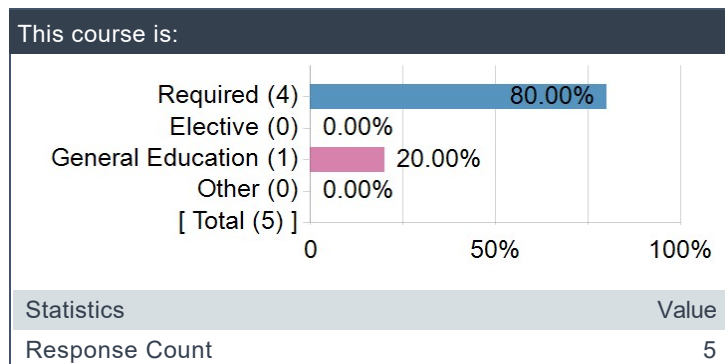
## The number of times you were absent from class



## The grade you expect in this class



## This course is:



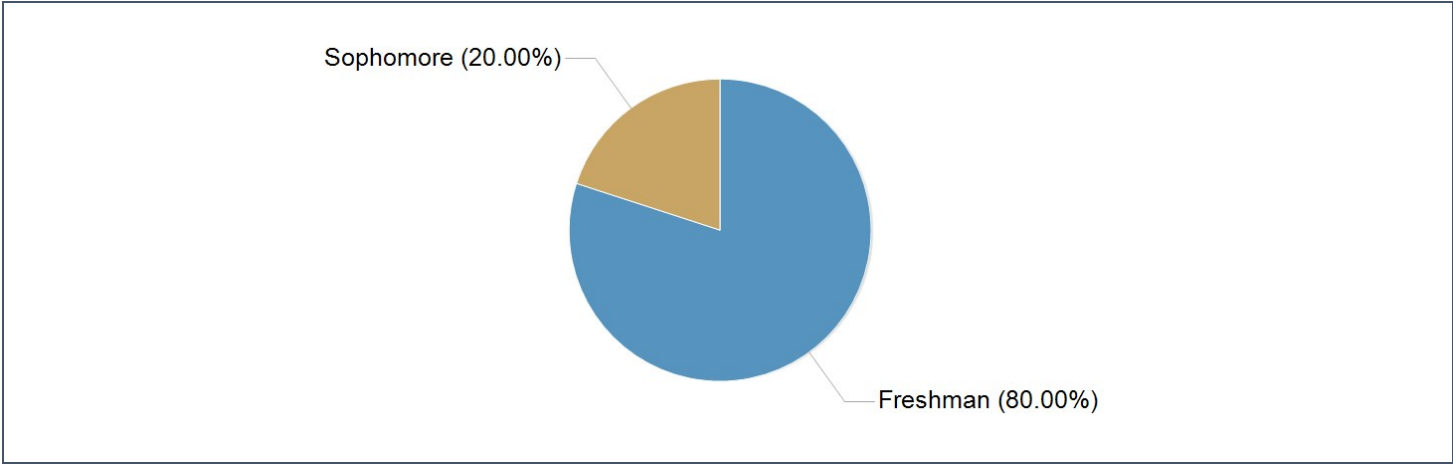
## What aspects of the course and the way it was taught helped you to learn?

Comments
Loved your class
Professor Crockett is a wonderful teacher. She is very knowledgeable and was always available to give help and feedback when needed. Breaking down the research proposal step by step for us and building it into one large assignment i've rt he course of the semester was helpful and manageable.
The half on and half off campus type of things was really helpful because it provided for a variety of different stimulating scenarios.
How to effectively research a topic and relay information
The instructor was extremely helpful and very accessible.

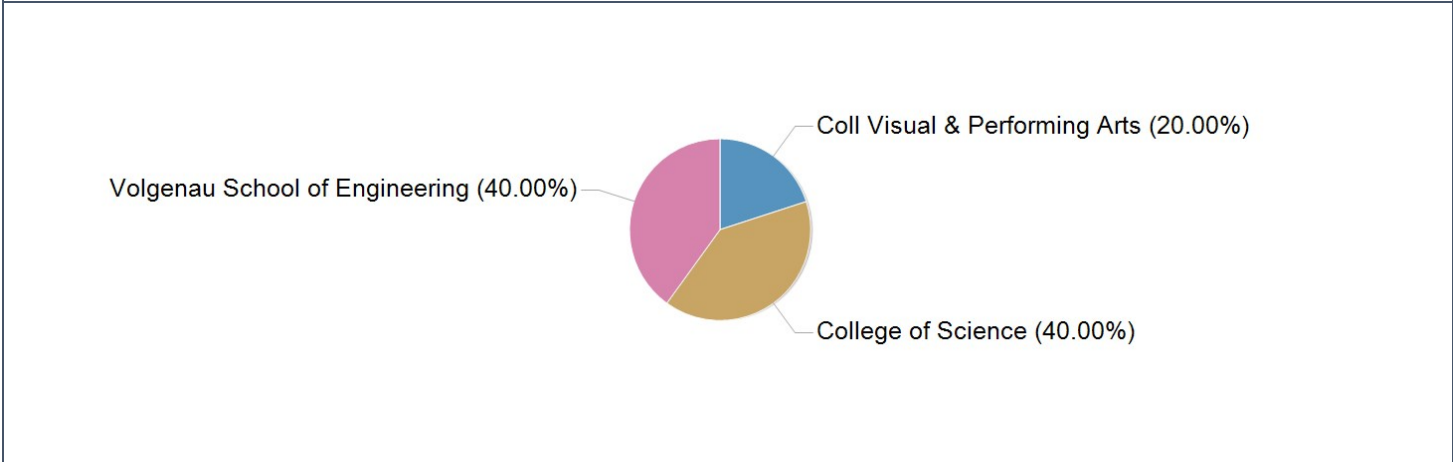
What modifications do you suggest for the next time the course is taught?

Comments
class 10/10
None, Professor Crockett did it right!
I think next time this course should be taught with a higher discussion based percentage and push us to learn about more than one subject. Perhaps the second half of the class can be structured with mini lessons since it is more independent work based.
I'm not really sure.

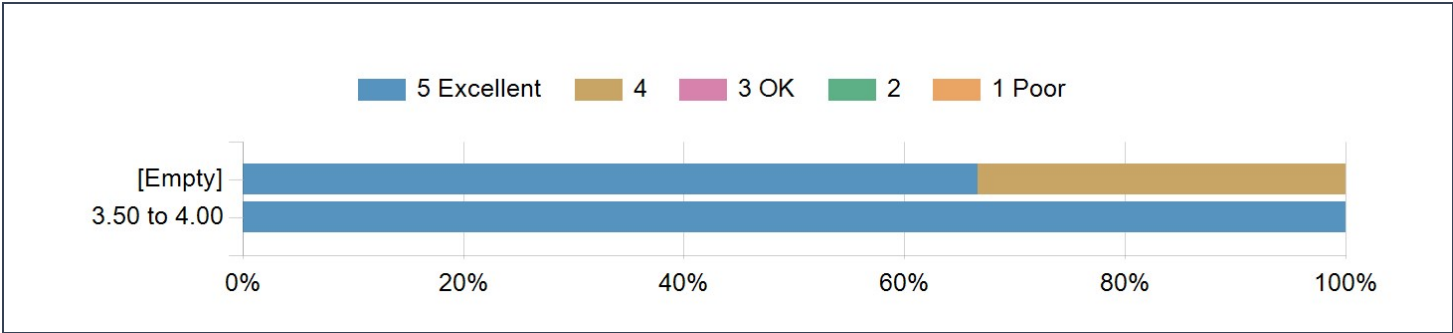
Student Class



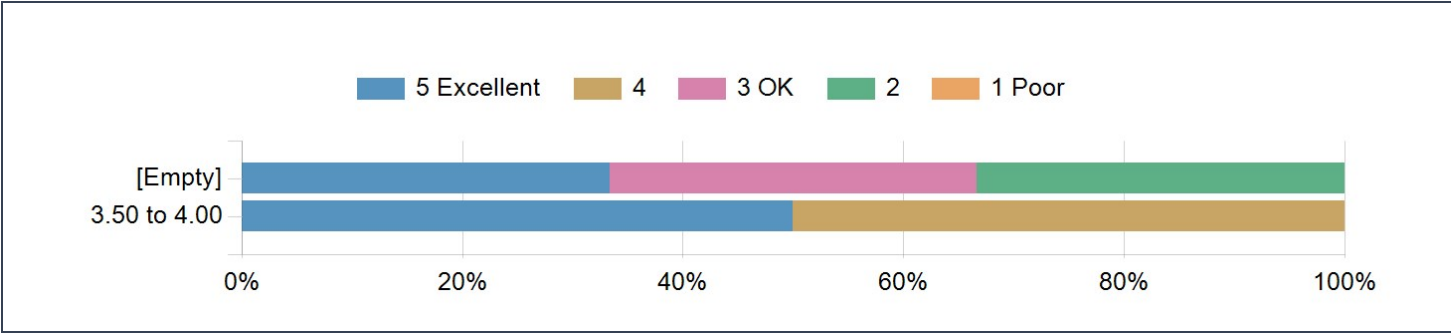
Student College



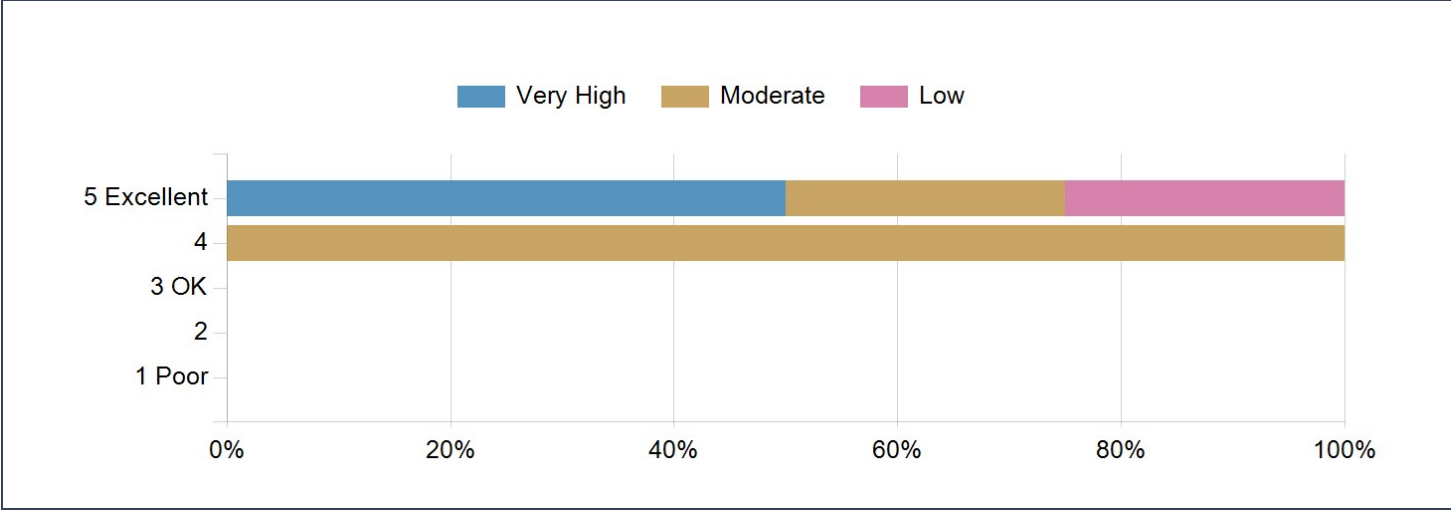
My overall rating of the teaching - Vs. GPA



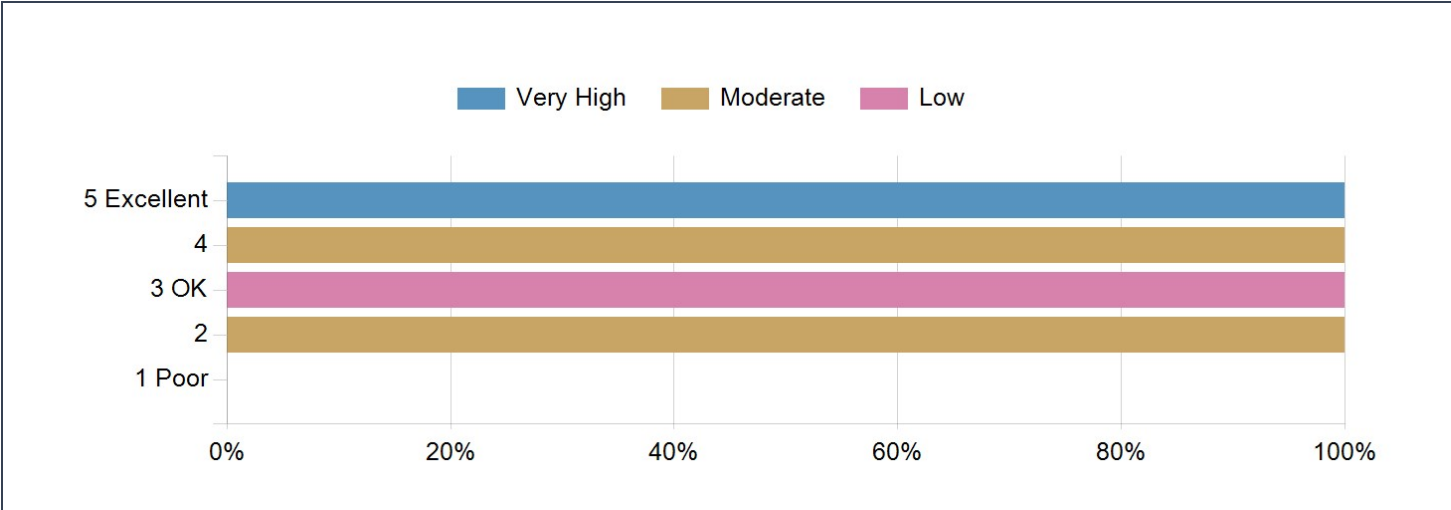
My overall rating of this course Vs. GPA



The amount of effort you put into the course Vs. My overall rating of the teaching

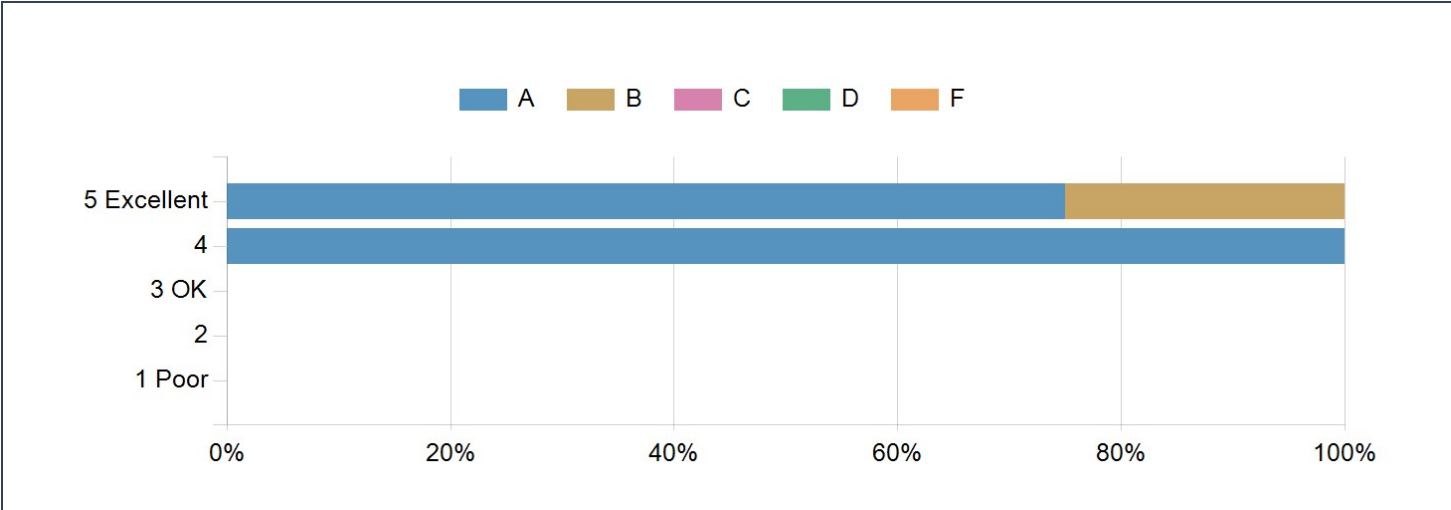


The amount of effort you put into the course Vs. My overall rating of this course

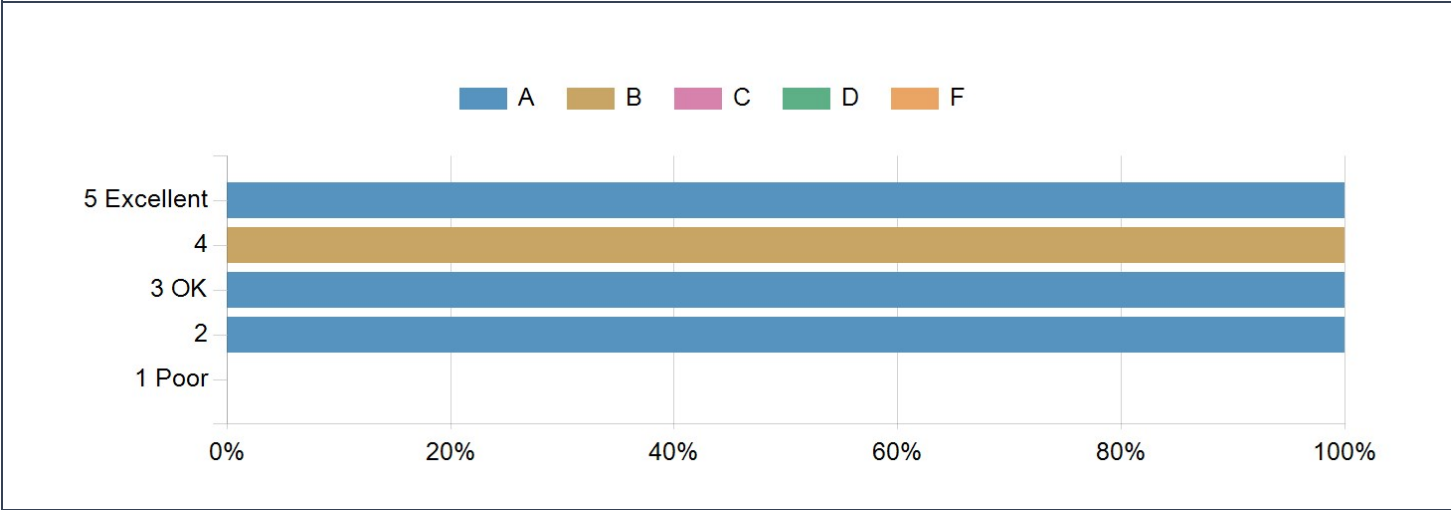




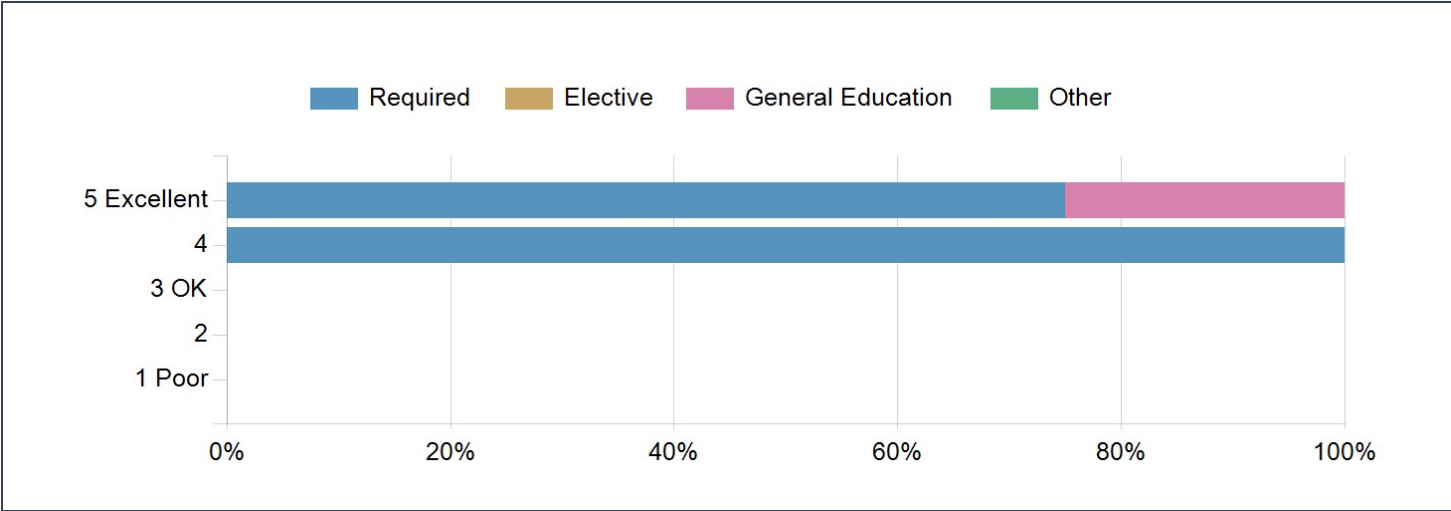
The grade you expect in this class Vs. My overall rating of the teaching



The grade you expect in this class Vs. My overall rating of this course



This course is: Vs. My overall rating of the teaching



This course is: Vs. My overall rating of this course

